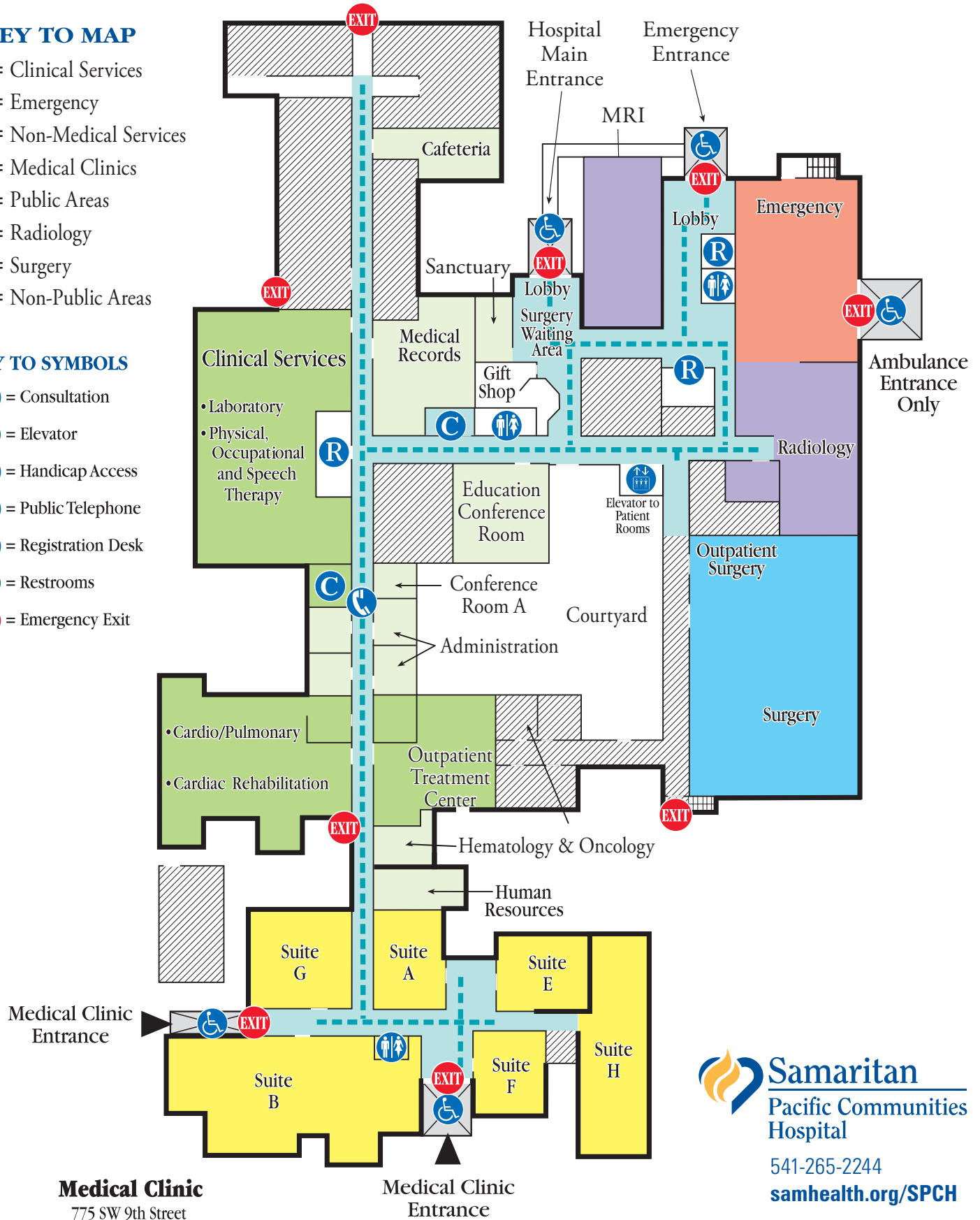


KEY TO MAP

- = Clinical Services
- = Emergency
- = Non-Medical Services
- = Medical Clinics
- = Public Areas
- = Radiology
- = Surgery
- = Non-Public Areas

KEY TO SYMBOLS

- C = Consultation
- ↑
↓ = Elevator
- ♿ = Handicap Access
- ☎ = Public Telephone
- R = Registration Desk
- ♂
♀ = Restrooms
- EXIT = Emergency Exit



Medical Clinic
775 SW 9th Street

Medical Clinic
Entrance









541-265-2244
samhealth.org/SPCH

Second floor

Samaritan Pacific Communities Hospital

KEY TO MAP

-  = Intensive Care Unit / Cardiac Care Unit
-  = Acute Care
-  = Non-Medical Services
-  = Obstetrics
-  = Public Areas
-  = Non-Public Areas

KEY TO SYMBOLS

-  = Elevator
-  = Restrooms
-  = Emergency Exit

